

Thinking about new cabinetry?



Think about this.

Steam from a coffeemaker
will ruin some cabinets.

Which ones? Find out. Be informed.

Use the guide inside to discover
the best cabinetry choice for your home.


STARMARK
C A B I N E T R Y

First, make sure your cabinets have a finish that will last.

THE MOST IMPORTANT THING TO KNOW



A very durable finish is an oven-cured catalyzed conversion varnish top coat. It provides a clear, non-yellowing, chemically-resistant finish. The finish is smooth and has a pleasing sheen.



The least durable top coats are lacquer and catalyzed lacquer. Just a few years after lacquer-finished cabinets are installed, the area around the pulls and knobs develop a tacky, dark color. That is the lacquer wearing down from everyday handling and exposure to water (sink), detergents, chemicals, and steam (coffee maker and dishwasher). Lacquers also yellow over time. This does not happen with a catalyzed conversion varnish.

Our people and our process



When wood cabinets are finished correctly, they become a beautiful, stunning element in your home.

All cabinet manufacturers have access to the industry's entire line up of finish materials, from good to better to best. At StarMark Cabinetry, we start with only the best material.

Then, we choose processes that make the most of these finish materials

Each finish we offer creates a unique furniture look, adding beauty, color, and depth to nature's most versatile material: wood.

Depending on the color you choose for your StarMark Cabinetry, your cabinetry may go through 8, 10 or 14 steps in our

factory, so we can lay down the most beautiful, smooth and durable finish possible.









"Baking" a finish is necessary to achieve the most durable finish, so all our finishes require the cabinetry component to go through our industrial oven at least twice.

More important than the number of steps in our finish process are our employees. More than a third of our production employees work in our Finishing Department.

Throughout the entire production process, we have inspectors at every step, including the final step, to ensure quality. All employees are empowered to pull any component off the line if it does not meet their standards.

LEARN MORE! KCMA stands for Kitchen Cabinet Manufacturers Association. They set standards for quality cabinetry finishes and test cabinets to make the standards are met. Learn more at kcma.org.

Ask these questions before you buy.

	STARMARK C A B I N E T R Y	Cabinetry from Shop A	Cabinetry from Shop B
What type of finish is used? A very durable finish is an oven-cured catalyzed conversion varnish top coat. It provides a clear, non-yellowing, chemically-resistant finish. The least durable top coats are lacquer and catalyzed lacquer. Just a few years after lacquer-finished cabinets are installed, the area around the pulls and knobs develop a tacky, dark color. That is the lacquer wearing down from everyday handling and exposure to water (sink), detergents, chemicals, and steam (coffee maker and dishwasher). Lacquers also yellow over time. This does not happen with a catalyzed conversion varnish.	<p>StarMark Cabinetry uses a catalyzed conversion varnish. Cabinetry finished with this process will look better and hold up better over time compared to cabinetry with a lacquer top coat.</p> <p>Our finish is more than durable, it's beautiful. Our top coat has a lustrous feel, incredible depth, and an understated, elegant satin sheen. It's what you'd expect of fine heirloom furniture, so we call it the "Furniture Finish."</p>		
Who supplies the finish materials?	<p>StarMark Cabinetry uses finish materials from only the best and most reputable manufacturers. The coatings comply with all regulations regarding Volatile Organic Compounds (VOC) and formaldehyde.</p>		
What is the finish process?	<p>StarMark Cabinetry has a multi-step finish process that is one of the very best in the industry. It is certified by KCMA (see <i>LEARN MORE</i> at left) and passes a rigorous certification process that tests for resistance against chemicals and harmful household products.</p> <p>StarMark Cabinetry finishes cabinetry in a professional, climate controlled system. The varnish is catalyzed and oven cured to provide a super hard finish that is clear, non-yellowing and chemically resistant.</p> <p>Each cabinet in a StarMark Cabinetry installation will have a pleasing overall color match due to our exacting color standards and controlled manufacturing environment.</p>		
If a door has to be replaced, can you get it finished to match your kitchen? Watch out for cabinetmakers who may not be in business when you need a door or two down the road.	<p>StarMark Cabinetry has been in business for more than 35 years. StarMark will be there if you need a door, a hinge, or a glide.</p>		







Second, your cabinets need to be rugged.

- What is the warranty?
- For interiors, avoid uncoated particle board. It absorbs water and bubbles appear, as illustrated below.
- Some cabinetmakers create cabinet exteriors with a mix of wood and melamine components. Be aware that melamine doesn't age like the wood components will, and eventually your kitchen will be two different colors.

AVOID



Ask these questions before you buy.







	STARMARK C A B I N E T R Y	Cabinetry from Shop A	Cabinetry from Shop B
Cabinetry has to endure hard knocks. What is the warranty?	StarMark Cabinetry has a limited Lifetime Warranty. StarMark Cabinetry has been in business for more than 35 years. StarMark will be there if you need a door, a hinge, or a glide.		
Is the product on view? Avoid cabinetmakers who do not have their product on display. You need to open and close doors and drawers, judge the glides, and judge the material, methods and joinery used to build the cabinets.	StarMark Cabinetry is on display.		
Are the cabinets certified by the Kitchen Cabinet Manufacturers Association? Cabinets that comply and bear the KCMA certification seal are a quality product able to perform after a rigorous battery of ANSI tests simulating years of typical household use.	StarMark Cabinetry is KCMA certified. StarMark Cabinetry uses the best construction methods and materials available. Throughout the entire manufacturing process, every employee is empowered to remove product that doesn't meet their standards. Our employees are actively and passionately engaged in our Continuous Improvement (CI) process. We have several CI teams from several different departments who watch over every aspect of cabinet production, from order processing through delivery. Our Continuous Improvement process works!		

LEARN MORE

KCMA stands for Kitchen Cabinet Manufacturers Association. They set standards for quality cabinetry materials and construction and test cabinets to make the standards are met. Learn more at kcma.org.

ANSI stands for American National Standards Institute. Learn more at ansi.org.

Ask these questions before you buy.

STARMARK C A B I N E T R Y	What to watch out for	Cabinetry from Shop A	Cabinetry from Shop B
Face Frames Solid hardwood joined with concealed screws and glue. Rails and stiles are dadoed to receive end panels, tops and bottoms.	How are the face frames attached to the cabinet box? Some cabinetmakers cut costs by just nailing the face frame to the side panels, instead of using durable, time tested woodwork joinery.		
End Panels 1/2" Hardwood Plywood Veneer Core-Unfinished Free Upgrade 3/4" Hardwood Plywood Veneer Core-Unfinished Options 1/2" Hardwood Plywood Veneer Core-Finished Options 3/4" Hardwood Plywood Veneer Core-Finished Furniture End Options 3/4" Hardwood Plywood Veneer Core-Flush* & Finished Options 3/4" Hardwood Plywood Veneer Core-Finished	Particle board isn't very strong, and it doesn't take finish evenly. Some cabinetmakers create cabinet exteriors with a mix of wood and melamine components. Be aware that melamine doesn't age like the wood components will, and eventually your kitchen will be two different colors.		
Tops 1/2" Hardwood Plywood Veneer Core Bottoms 1/2" Hardwood Plywood Veneer Core			
Back Panels 1/4" Hardwood Plywood Options 3/8" Beaded Back Options 3/4" Flush Back Options 3/4" Finished Paneled Back	Some cabinetmakers cut costs by eliminating the back panel. When you open the cabinet door, you will see the wall.		
Interiors Natural Birch Melamine Options Stained Matching Veneer Options Natural Maple Veneer	Unfinished particle board will absorb moisture and bubble.		
Shelves 3/4" thick Engineered Wood Options 3/4" thick Hardwood Plywood	Shelves that are only 5/8" thick are likely to bow.		
Base Shelves Two-thirds depth, adjustable Options Full depth, adjustable Wall Shelves Full depth, adjustable	Unadjustable shelves will limit how you can arrange the contents of your cabinets.		
This is the best drawer in the industry! This is the best roll tray in the industry! Drawers 4-sided box, 3/4" hardwood birch, dovetail joinery Roll Trays 4-sided box, 3/4" hardwood birch, dovetail joinery Glides Full extension (you can reach everything in the drawer) Undermount (they are concealed, they won't collect debris, and the drawer box can be wider) Soft close (no more chipped dishes) is STANDARD	Some cabinetmakers cut costs by building their drawers with particle board or soft wood. They pin the drawer sides to the front and back. A drawer made with these materials and the pinning method WILL NOT stand up to the daily abuse kitchens drawers are put through. Insist on rugged material and dovetail joinery. Some cabinetmakers cut costs by not protecting the glides from the finish process, so the glides are speckled with the cabinet color.		
Hinges Six-way adjustable with soft close	Cabinetry will shrink and expand with the changing seasons. If you can't adjust your hinges to accommodate seasonal changes, your doors won't close properly.		
<p>* Why would you want flush ends? When the side of the cabinet is visible, designers specify "flush" for a smooth finished appearance. Flush ends also make it easy to correctly install moulding. How are flush ends created? StarMark Cabinetry builds flush ends by manufacturing the side panel to be flush with the face frame. Some cabinetmakers don't have the skill to create smooth joinery between the face frame and the end panel.</p>			

Third, service and support matter too.

THE MOST IMPORTANT THING TO KNOW.

Will the cabinetmaker deliver on time?











Floors, appliances and counter tops have to be coordinated with the delivery of cabinets. A delay will throw off several components of your project.

StarMark Cabinetry delivers 99% on time and complete.

We have a four week delivery time for stains and Tinted Varnish finishes, six week delivery time for other finishes and specialty items, eight week or ten week delivery time for inset cabinetry.



Ask these questions before you buy.

	STARMARK C A B I N E T R Y	Shop A	Shop B
Does the cabinetmaker have a written, firm delivery time? Floors, appliances and counter tops have to be coordinated with the delivery of cabinets. A delay will throw off several components of your project.	StarMark Cabinetry delivers 99% on time and complete. We have a four week delivery time for stains, six week delivery time for other finishes and specialty items, eight week or ten week delivery time for inset cabinetry.		
Most projects need replacement parts and add-ons. Is there a timely process for obtaining these?	StarMark Cabinetry emphasizes fast turnaround on job completion items.		
What is the warranty?	StarMark Cabinetry has a limited Lifetime Warranty.		
Do you have to register to obtain the warranty?	StarMark Cabinetry's warranty is valid without registration.		
Cabinetmakers often state that they have a lifetime warranty, but will they still be in business when you need them?	StarMark Cabinetry has been in business for more than 35 years.		

All StarMark Cabinetry finishes, material and construction are guaranteed by a limited Lifetime Warranty.


You didn't want a tunnel in your kitchen. Why do you have one?

Instead of building three or four or five cabinets to fit a given width, some cabinetmakers make one very long cabinet to save money. On the outside, it will kind of look like what you were expecting, but inside, it's not what you wanted.

Ask your cabinetmaker:

1. Will your cabinets be built to a layout that you approve?
2. Does this layout indicate the size and design of each cabinet?

StarMark Cabinetry dealers are educated professionals who can provide a detailed layout of your new kitchen. You'll know where the pull out waste bin is going to be, you'll know how wide each cabinet will be, you'll know which cabinets will receive roll out trays.




LEARN MORE
Review StarMark Cabinetry's
warranty on our website
www.starmarkcabinetry.com

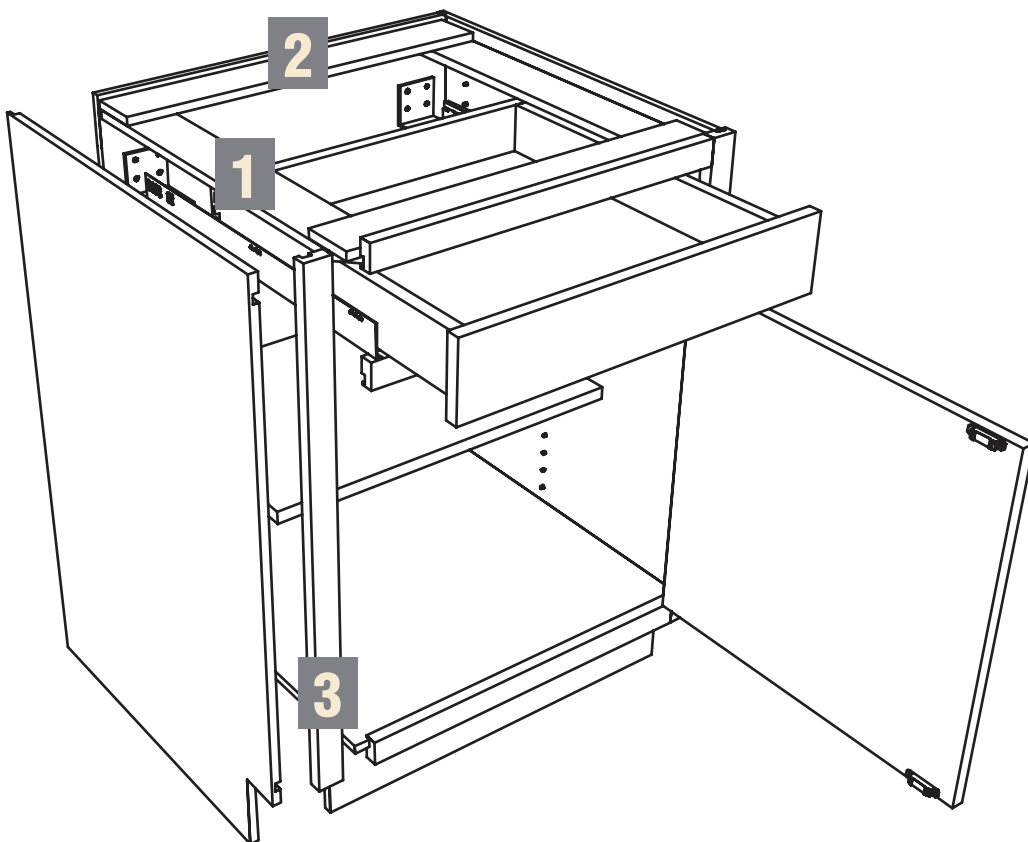
Inset cabinets need special attention.

YOU NEED TO KNOW THIS ABOUT INSET.

Inset cabinetry is a style of cabinetry where the door is “set into” the face frame, instead of overlaying the face frame.



















- Inset cabinetry should be manufactured with tight tolerances between each door and the face frame, and between each drawer and the face frame. Large gaps are unattractive.
- Because of these tight tolerances:
 1. If inset cabinets are not installed properly, doors and drawers may appear warped even when they are not.
 2. You will need to adjust the doors and drawers each season as the temperatures change.
- Every homeowner should expect their walls and floors to have variations; a well-qualified installer can properly shim inset cabinetry so it does not become out of square.
- Ask about the standard depth of an inset cabinet. Most times, an inset wall cabinet will not accommodate oversized plates or oversized dinnerware. If you want to store oversized plates and dinnerware in an inset wall cabinet, the depth of the cabinet will need to be modified, and you'll want to know the charge for that.











StarMark Cabinetry takes great care to create square, true inset cabinets.

1. Support runners are 1/2" thick hardwood plywood veneer core that connect the face frame, end panels and cabinet back on base cabinets.
2. Horizontal supports are 1/2" thick hardwood plywood veneer core that provide extra support on base cabinets.
3. Face frames are 3/4" thick select solid hardwood. Rails and stiles are joined with concealed screws and glue. Rails and stiles are dadoed to receive end panels, tops and bottoms.

Know before you buy inset cabinets.

STARMARK C A B I N E T R Y		What to watch out for	Cabinetry from Shop A	Cabinetry from Shop B
Face Frames	Solid 3/4" thick hardwood joined with concealed screws and glue. The joints are dadoed, a durable, time tested woodworking method.	How are the face frames attached? Some cabinetmakers cut costs by just nailing on the face frame, instead of using durable, time tested woodwork joinery.		
End Panels	3/4" Veneer Core Hardwood Plywood—Unfinished Options 3/4" Veneer Core Hardwood Plywood—Finished Options 3/4" Veneer Core Hardwood Plywood—Finished Furniture End Options 3/4" Veneer Core Hardwood Plywood—Flush* & Finished	Particle board isn't very strong, and it doesn't take finish evenly. Some cabinetmakers create cabinet exteriors with a mix of wood and melamine components. Be aware that melamine doesn't age like the wood components will, and eventually your kitchen will be two different colors.		
Tops	1/2" Veneer Core Hardwood Plywood			
Bottoms	1/2" Veneer Core Hardwood Plywood			
Back Panels	1/2" Hardwood Plywood Options 3/4" Finished Paneled Back	Some cabinetmakers cut costs by eliminating the back panel. When you open the cabinet door, you will see the wall.		
Interiors	Natural Birch Melamine Options Stained Matching Veneer Options Natural Maple Veneer	Unfinished particle board will absorb moisture and bubble.		
Shelves	3/4" thick Engineered Wood Options 3/4" thick Veneer Core Hardwood Plywood	Shelves that are only 5/8" thick are likely to bow.		
Base Shelves	Two-thirds depth, adjustable Options Full depth, adjustable	Unadjustable shelves will limit how you can arrange the contents of your cabinets.		
Wall Shelves	Full depth, adjustable			
This is the best drawer in the industry! This is the best roll tray in the industry!				
Drawers	4-sided box, 3/4" Hardwood birch, dovetail joinery	Some cabinetmakers cut costs by building their drawers with particle board or soft wood. They pin the drawer sides to the front and back. A drawer made with these materials and the pinning method WILL NOT stand up to the daily abuse kitchens drawers are put through. Insist on rugged material and dovetail joinery. Some cabinetmakers cut costs by not protecting the glides from the finish process, so the glides are speckled with the cabinet color.		
Roll Trays	4-sided box, 3/4" Hardwood birch, dovetail joinery			
Glides	Full extension (you can reach everything in the drawer) Undermount (they are concealed, they won't collect debris, and the drawer box can be wider) Soft close (no more chipped dishes) is STANDARD			
Hinges	Full wrap finial hinge in five color choices Concealed hinge with soft close	Cabinetry will shrink and expand with the changing seasons. If you can't adjust your hinges to accommodate seasonal changes, your doors won't close properly.		
<p>* Why would you want flush ends? When the side of the cabinet is visible, designers specify "flush" for a smooth finished appearance. Flush ends also make it easy to correctly install moulding.</p> <p>How are flush ends created? StarMark Cabinetry builds flush ends by manufacturing the side panel to be flush with the face frame. Some cabinetmakers don't have the skill to create smooth joinery between the face frame and the end panel.</p>				

Ask these questions before you buy.

	STARMARK C A B I N E T R Y	Cabinetry from Shop A	Cabinetry from Shop B
What is the selection of colors?	StarMark Cabinetry has hundreds of colors in our regular palette, plus custom colors.		
What is the selection of wood types?	StarMark Cabinetry has ten wood types, plus three Exotic Veneers.		
What is the selection of organization and storage accessories?	StarMark Cabinetry has hundreds of organizational accessories.		
What is the selection of decorative embellishments?	StarMark Cabinetry has thousands of accents: corbels, moulding and more.		

StarMark Cabinetry has more than 900,000 combinations of doors, wood types and colors.




Traditional



Ornate



Transitional



Contemporary



Cottage/ Shabby Chic



Arts & Crafts/Shaker/Mission

100+ DOOR STYLES

TRADITIONAL
ORNATE
TRANSITIONAL
CONTEMPORARY
COTTAGE/SHABBY CHIC
ARTS & CRAFTS/
SHAKER/MISSION

WOOD TYPES

ALDER
RUSTIC ALDER
CHERRY
RUSTIC CHERRY
HICKORY
RUSTIC HICKORY
LYPTUS
MAPLE
OAK
QUARTER SAWN OAK

EXOTIC VENEERS

BAMBOO
ROSEWOOD
WENGE

COLORS AVAILABLE

FROM WHITE TO BLACK AND EVERYTHING IN BETWEEN,
WE HAVE HUNDREDS OF COLORS.

VISIT OUR WEBSITE STARMARKCABINETRY.COM TO
BROWSE BY COLOR FAMILY:

WHITE AND OFF WHITE
WHITE WASHED
LIGHT BROWN
MEDIUM BROWN
DARK BROWN
GRAY
BLUE
GREEN
RED
YELLOW
BLACK

Will you get what you want?

StarMark Cabinetry has hundreds of organizational accessories.









StarMark Cabinetry has thousands of accents:
posts, corbels, moulding and more.



All StarMark Cabinetry finishes, material and construction are guaranteed by a limited Lifetime Warranty.

STARMARK
CABINETRY

Know before you buy

	STARMARK C A B I N E T R Y	Shop A	Shop B
Do you care where your cabinets are made?	StarMark Cabinetry is made in America by craftsmen in Sioux Falls, South Dakota.		
Do you care if your cabinets are environmentally friendly?	StarMark Cabinetry is ESP certified by the KCMA. StarMark Cabinetry is CARB II compliant. Our employees are trained extensively on the most responsible use of materials, whether that is efficient utilization of chemicals or recycling cardboard.		
Do you care if your cabinetmaker is socially responsible?	StarMark Cabinetry is a Platinum Sponsor (\$25,000 contribution) of the Volunteers of America-Dakotas. StarMark Cabinetry donates all the cabinetry needed by Habitat for Humanity in South Dakota. StarMark Cabinetry and StarMark Cabinetry employees are generous contributors to the Sioux Empire United Way. StarMark Cabinetry is a generous contributor to Feeding South Dakota. StarMark Cabinetry is a generous contributor to the Sioux Falls Family YMCA After School Program.		

Learn more



**Kitchen Cabinet Manufacturers Association
Environmental Stewardship Program
All products impact the environment.**

For ESP program criteria, visit greencabinetsource.org

StarMark Cabinetry is CARB II compliant. In technical terms, "CARB II compliant" means 100% of StarMark Cabinetry's products are compliant with the California Air Resources Board (CARB) Airborne Toxic Control Measure (ATCM) to reduce formaldehyde emissions from composite wood products including hardwood plywood (HWPW), medium density fiberboard (MDF), and particleboard (PB) (Title 17, California Code of Regulations §93120-93120.12).

In layman's terms, "CARB II compliant" means that StarMark Cabinetry complies with the nation's strictest regulations regarding formaldehyde.



StarMark Cabinetry is made in America
by craftsmen in Sioux Falls, South Dakota.

Copyright 2016 StarMark Cabinetry • starmarkcabinetry.com • facebook.com/starmarkcabinetry

#1515 03/2016